




The Warbler- Wrens and Robins Newsletter

(part of our Bellbird Early Years offer)

Summer 2- Weeks 5-6



Look What I Found at the Seaside!

As the Summer holidays are fast approaching, we read the book 'Look What I Found at the Seaside' by Butterfield and Verona. The children delighted us with stories of what they have seen and done on their own visits to the seaside. To get into the seaside spirit, we made sandcastle art with real sand and made sandcastles outside in the wet sand. To keep us cool, we opened our own ice cream shack and the children had fun making lollies and ice creams, writing their own menus and serving customers. They also wrote postcards home to tell everyone what fun they were having at the 'seaside'!


Let's Go Rock-Pooling...

A trip to the beach isn't complete without a spot of rock-pooling. We learnt about what rock-pools are and what kinds of creatures can be found there. We enjoyed reading 'Sharing a Shell' by Julia Donaldson and the children set about making rock pool creatures using shells and playdoh. There were some fantastic hermit crabs and sea anemones and they also made super hermit crab hand puppets! We read 'Clem and the Crab' by Fiona Lumbers about a girl called Clem who rescues a crab tangled in plastic from a rock pool. We learnt about how rubbish and plastic can spoil our beaches and we decided to make a giant collage of a crab made out of recycling to remind us about reusing, reducing and recycling. Finally, we enjoyed examining models of starfish and the children were in awe of the beautiful colours starfish can be. The children drew some beautiful observation drawings of starfish using oil pastels and then set about making their own starfish models out of salt-dough. When they had dried, the children carefully painted them using cotton buds- a real proof of their increased dexterity, focus and concentration! Well done Wrens and Robins!



The Lighthouse Keeper's Lunch

A highlight of the fortnight was when we read 'The Lighthouse Keeper's Lunch' by Ronda and David Armitage. In the story, cheeky seagulls keep stealing the lighthouse keeper's lunch from his basket. Children made their own models of the lighthouse, Mr Grinling's house and the basket that goes between the two. Our brilliant little designers designed things to scare off the seagulls. These included megaphones, traps, lasers and a robotic scare-gull! They then made disgusting sandwiches to send the seagulls packing! The children also enjoyed learning about how lighthouses work and what they are used for.



Under the Sea... It was now time to dive deep under the sea! Wrens and Robins were excited to travel under the sea in their 'submarines' and were fascinated when they started learning about the ocean layers. We travelled through the sunlight zone, making clay sequin fish and pasta pufferfish, blowing giant bubbles and going fishing with fishing rods. We read 'Shark in the Dark' by Peter Bently and made shark puppets. Excellent teamwork was shown when the children made a giant blue whale made up of individual tiny fish, just like in the story.

The most exciting adventure came when we entered the Twilight Zone and then dived down deeper to the darkness of the Midnight Zone. The children had so many questions as we explored the weird and wonderful creatures of the deep, like the big toothed angler fish, the dragon fish, the giant squids and giant octopuses. The children adored the strange blobfish, the transparent spookfish, the blood red vampire squid and the bioluminescent jellyfish. The children drew some amazing chalk pastel bioluminescent jellyfish and painted deep sea creatures using our own luminescent paint. Children designed their own weird and wacky deep-sea creatures using what they had learnt and there was much perseverance and determination when making their own submarines. While success levels varied, all the submarines definitely reached the bottom of the ocean!


PSHE: We read the 'Rainbow Fish' by Marcus Pfister about a beautiful fish who would not share his special scales. When he learnt to share with his friends, he no longer felt lonely. We talked about 'sharing being caring' and made fish with some special scales.

We have also been learning about sun safety. Some top tips can be shared with your children here:

[Tips for staying safe at the beach - CBeebies - BBC](#)

Phonics: In phonics, we have been continuing to practise reading longer words with these different endings:

- -ed making a /d/ sound like in groaned
- -er like in helper, sprinter and sleeper
- -est like in greenest and brightest



Maths: **Cheeky Colin the Crab** escaped from the rock pool and went on an adventure around the school. Thankfully, he was spotted on camera hiding out in places like **underneath** a guitar, **on top of** a globe and **inside** the Head's office! Children had to use their positional language to identify where Colin was hiding!

Seaside Addition and Subtraction: We read 'Billy's Bucket' by Kes Grey and examined some real buckets with sea creatures in them. We wrote addition sentences and counted on using our fingers to see how many creatures were in the buckets altogether. To practice our subtraction, the pesky seagulls returned to steal some more of Mr Grinling's lunch! We practiced writing subtraction sentences and counting back on our fingers from our starting number.

'How Long? Wacky Ways to Compare Length': We read this book by Jessica Gunderson and started to count how long sea creatures were using other sea creatures as our unit of measurement. Did you know that a sea turtle is 12 Clown Fish long and a Blue Whale is 5 sharks (or 360 Clown Fish) long? We then went onto the KS2 playground armed with 1 metre long cardboard Giant Clams and a piece of chalk. The children used the Giant Clams to measure out how long sea creatures are in real life. They measured out creatures such as: a Sunflower Sea Star- half a Giant Clam long; a Japanese Spider Crab- 3 Giant Clams long; a Giant Squid- 13 Giant Clams long; a Blue Whale- 30 Giant Clams long and the enormous Lion's Mane Jellyfish- 36 Giant Clams long! We then had fun running the length of the Lion's Mane Jellyfish just to emphasise how long it really is! We were totally wowed- children and staff alike!



Things to try at the seaside this summer- If you are going to the seaside this summer, why not try these beach activities:

Shell repeating patterns- We have been learning about ABBC repeating patterns in Maths this week and we have been making them with different shells and stones. Why not have a go at making some patterns of your own with shells and things you can find at the beach. e.g. stone, shell, shell, seaweed.

Sand castles- test out your children's knowledge of castles when you make sandcastles on the beach. See if they can add a moat, a drawbridge from driftwood and crenellated towers. Get them to think about what 3D shapes they can see. Get them to explain how they will protect their castle from attack.

Rock-pooling- The children have loved our home-made rock pool. Try going rock-pooling for real. Can they think what kind of creatures they might find lurking in the pools? Can you count how many creatures are in your bucket as you keep adding more?

Fossil hunting- The children loved hunting for our own 'fossils' at school. Why not have a go at finding your own.



Go and see a Titanosaur!

We loved learning about some of the biggest dinosaurs, including the colossal Patagotitan Mayorum, one of the largest known creatures ever to have walked our planet! For the first time ever, the Patagotitan is on display in Europe. You can see it at a special exhibition at the Natural History Museum in London- *Titanosaur- Life as the Biggest Dinosaur*. It is four times heavier than Dippy the Diplodocus and 12 metres longer than Hope their Blue Whale!

While the Patagotitan is a paid for exhibition, you could always go and explore the rest of the dinosaurs, including T-Rex, in the dinosaur gallery for free!

Reading over the holidays

When we asked the children about their best bits of the year, both classes talked about how much they loved books and reading. Regular reading is the best way to maintain the amazing progress that they have been making throughout the year. We would encourage you to keep reading with, and to, your child throughout the summer holidays. You can access free e-books on the Oxford Owl Reading website. You can search books by colour band from lilac (wordless books), pink (phase 2), red (phase 3) and yellow (phase 4). If you are unsure of which level your child is on, please send us an email. The local library is also an excellent source of reading material. Happy Reading!

[Free eBook library – practise reading with phonics eBooks - Oxford Owl](#)



A message from Mrs Lovewell and Mrs Smith

We have absolutely loved watching your children learn and grow. It has been a privilege to be part of their adventures in Wrens and Robins and to be able to start them off on their lifelong learning journey. We have all had so much fun and have created many happy memories along the way. We wish you all a restful and happy summer holidays and we look forward to seeing your children continue to 'soar to success' in Year 1!



