




The Warbler- Wrens and Robins Newsletter

(part of our Bellbird Early Years offer)

Autumn 1- Week 4-5



Phonics and Reading

New phonemes / graphemes: This past fortnight, the children have learnt the following new sounds (phonemes) and the graphemes (letters) that represent them:

i iguana



Down the iguana and dot the leaf.

n net




Down, up and over the net.

m mouse



Down, up and over the mouse's ears.

d duck



Round the duck's body, up to its head and down to its feet.

g goat



Round the goat's face, and curl under his chin.

o octopus



All around the octopus.

c cat



Curl around the cat.

k kite



Down the kite, up to the top corner and down to the bottom corner.

Blending: We have been continuing to help children learn how to sound talk and blend the sounds together to read words. See if your child can sound talk and then blend the sounds to read these words.

sit, tip nap, man, dip, pan, pin, dig, dog, cat, kid

Tricky words: We have learnt our first tricky word:

is

This is tricky because the s at the end makes a /z/ sound not a /s/ sound. The children weren't going to let this word trick them! Bravo Wrens and Robins!

Phonics Fun! We have been having lots of fun while we explore our new phonics sounds. When learning /i/ Wrens and Robins were super igloo builders. They built igloo dens, junk modelling igloos and played with the messy snow to create homes for penguins. Nail salons, noodle soup and fishing nets were all enjoyed when learning about /n/, but most popular was making Ninja Turtle masks. We loved hearing about their favourite Ninja Turtles- definitely a blast from the past for us! Our littlest learners loved pouring messy milk and making moon dust while exploring /m/ and had fun making delicious drinks and playing hook a duck for /d/. We have been thinking of the more autumnal weather and so learning /g/ lent itself to green leaf rubbings and to learn how to colour mix the colour green to paint our leaves. The sound /o/ then gave opportunities for leaf hunting, careful observation and then colour mixing orange to paint the Autumn leaves we found. We also enjoyed pouring messy 'orange juice' for each other.

The children showed determination and concentration when making crunching, munching, concertina caterpillars for /c/- a new skill for most of the children. They were really proud of themselves for mastering this new technique. Learning /k/ brought so much joy as our Bellbirds painted with ketchup and flew home-made kites all while wearing crowns fit for a king! All of these activities develop children's fine motor skills, communication and language skills and help them to develop initial sound awareness, all while having jolly good fun!



Purposeful Writing

The children have been taking part in some exciting challenges which help them to know the joy of writing for meaning and purpose. They also help children practice their letter formation in a fun way. Wrens and Robins enjoyed writing invitations for their friends to come and visit them in the igloos that they had built and practised writing their name on them. Poor Mrs Lovewell and Miss Meechan were constantly sent to sleep as children wrote an /n/ or the word 'nap' to send them off to the land of nod- much to the hilarity of our budding writers! Notes were written to Magic Mouse and slipped under the mat where he lives. If their note had the secret code /m/ on it, then Magic Mouse gave them a magic power- cue more invisible, speedy and superpowered children! Wrens and Robins then delighted in creating their own tickets with a /d/ on them to be invited for a drink of squash. O's were practised by everyone joining 'Team Octopus' or 'Team Ostrich' for the day and the children wore their /o/ badges with pride! We reflected on which team had more or fewer children to tie in with our Maths topic too. We also set up a polling booth to vote for our favourite animal, a dog or a cat. Everyone chose an animal and wrote its name to cast their vote. We carefully counted the votes and announced the winner!

It's Harvest Time- As the weather started to feel a little more autumnal, it was time to talk about Harvest Festival. We learnt about why Christians celebrate Harvest Festival in RE and we have started to sing 'Big, Red Combine Harvester' a school favourite, ready for our Harvest Assembly. Do get your children to sing it to you at home complete with all the actions!

Maths: In Maths, Wrens and Robins have been learning to be marvellous matchers and super sorters! We have also been learning to compare things.



- **Matching pairs-** We have been learning what a matching pair is and have been matching and pairing wellies, socks and playing matching pair games.
- **Sorting-** We have been learning to sort objects like buttons, pom poms and teddies by their size, shape and colour.
- **Odd one out-** We have been thinking about what 'odd one out' means and playing lots of games where we spot the odd one out and give reasons for our choices.
- **Comparing-** We have been learning about the terms more and fewer. We have been putting items into ten frames to help us carefully count and compare them. We have also been spotting things that are tall & short and long & short.



Maths Friday Play Projects:

Friday is play project adventure day and for the last two weeks they have had a Maths theme. Week 4's play project was about Magic Mouse. After falling into a muddy puddle, his magic got into a muddle and he started to mix everything up in the classroom. Never fear, because our super sorters were on hand to sort out his mousy mess! The children sorted bracelet beads by colours and added an 'odd one out' to trick their teachers. They sorted his mixed-up flower beds back into the right colours and shapes, sorted mixed up animals back into zoo and farm animals again and made Magic Mouse more mousy friends to cheer him up. Excellent work Wrens and Robins!

Our Week 5 play project was about the story 'Dear Zoo' by Rod Campbell. Mrs Smith and Mrs McLaren wanted the perfect pet from the Zoo. Could the Wrens and Robins help them to find one? They made a booklet full of pet inspiration, containing everything from unicorns, bees and lions, to flying cats and dinosaurs! They had to build the perfect shaped box to fit their chosen pet in, thinking about whether it needed to be tall, short, long, big or small, and they constructed a home for the pet to live in. The children put so much thought into their homes, like Jacob's home for a chicken with a tall space for it to fly up into, a sun shade to protect it from the sun, a little front door for it to get out of and all made from 'stable' plastic. Bravo Jacob! We hope Mrs Smith and Mrs McLaren like their new pets and that we don't see any rainbow lions prowling around Sawston!



All About Me

As part of our All About Me topic, we have really enjoyed sharing the family photos that you have sent in. The children loved telling their friends who you all are and we have put up your pictures in our home corners. We have been thinking about the similarities and differences between our families and also between each other. The children drew pictures of their Mums and Dads and practised writing the graphemes /m/ and /d/ to accompany them.

Wrens and Robins have also had great fun making paper plate self-portraits. They examined their own face closely with a mirror and, over the course of the week, added their different features. They thought deeply about their skin, eye and hair colour, the shape of their nose and they decided where each of the features on their face belonged. We think they did some great thinking and matching!

Our littlest learners have also been trying hard to recognise and write their own name. They have had a go at ordering the letters in their name and copying it carefully using only a capital letter at the beginning. They were so proud of themselves!

The Little Red Hen

Wrens and Robins have really enjoyed learning the story of the 'Little Red Hen'. In the story, the bull, the cat and the mouse are far too lazy to help The Little Red Hen plant and cut the wheat, carry it to the mill or bake the bread. But they are only too willing to help her eat it! We have created a whole class story map to help the children re-tell the story and we have been starting to learn actions for our story retelling. We will be practising for a special performance to the children's Year 6 buddies next week.



PSHE:


We have been reading the book, 'The Colour Monster' by Anna Llenas and learning about the feelings described in there- happy, sad, worried / scared, angry, calm and loving. We have learnt about each one in turn and the children have spotted body clues that tell us when we are feeling those emotions. We used a variety of brilliant texts to explore each feeling with the children such as 'The Jar of Happiness' by Ailsa Burrows, 'Barbara Throws a Wobbler' by Nadia Shireen, 'Felix after the Rain' by Dunja Jogan and 'Ruby's Worry' by Tom Percival. Our littlest learners came up with some wonderful suggestions as to how we can help each other and move between the different emotions. We also learnt the Makaton sign for each feeling.


Every morning, the children can choose to do an emotional 'check in'. They have pots to represent each of the feelings we have learnt about and they put a lolly-stick in the jar representing the emotion they are feeling that day. They may choose to change this during the day. We also ask the children to sign their feelings, using the Makaton sign, during our morning meeting. This emotional check in helps our staff to monitor and respond to the emotional wellbeing of your children in the morning and throughout the day.

Things to try at home:

- **Matching and pairing-** Can your children help you pair the socks? Look at the different sizes, shapes, colours and patterns to make matching pairs.
- **Sing-** Big, Red Combine Harvester together!
- **Makaton-** Can you get your children to teach you the Makaton signs for happy, sad, angry, worried, calm and 'I love you'? Ask them to sign how they are feeling today. **Have a look at Makaton with Lucinda for more Makaton signs:** <https://tinyurl.com/56p6kzp9>
- **Keep sound talking!** You could say things like 'Can you make your b-e-d?', 'What sounds does a h-e-n make?' or 'Can you touch your ch-i-n?'
- **Reading-** keep making time to enjoy your lilac books together, asking your child lots of questions about what is happening in the book.









We have so much
fun learning
outdoors!

