

Year 2 Meet the Teacher



Welcome to Year 2

A very warm welcome to all our parents from the Year 2 team.

Goldfinches-

Monday and Tuesday morning – Mrs Fiona Thorpe

Tuesday afternoon, Wednesday, Thursday and Friday – Mrs Geraldine Hines

TA Support

Mrs Kate Gilmore and Mrs Alison Papala

Skylarks-

Miss Dutton

TA Support

Mrs Foster, Alison Papala, Mrs Ong and Mrs Pacey



Preparing the children for learning in Year 2

We expect the children to be independent and to be able to organise:

- Reading folder/reading record books
- Water bottle
- Fasten own clothing. Please do not provide children with lace up shoes if they are unable to tie their laces.
- Long hair should be tied back
- Stud earrings covered with tape or removed for PE days
- Homework and letters
- **Label everything**

Please leave your child at the gate every morning at 8.45am.

Contact can be face to face at the end of the day if a brief conversation is needed otherwise please arrange a suitable time with the office.



Bringing Equipment into School

Please limit the amount of equipment the children bring into school.

If your child needs to bring in their own snack, it needs to be a piece of fruit or vegetable. Please only send in grapes if they have been cut up.

Children need to come into school on PE days wearing suitable PE kit.

Please detach items such as key rings from school bags and book bags.

No stationery needs to be sent in. We will provide all of this for the children.

Named water bottles need to be sent in and taken home each day.



Time	Lesson
8.45-9.10	Registration, morning work and book changing.
9.10-10.10	Maths
10.15-10:45	Phonics
10:45 – 11:00	Break and Fruit
11:00 – 11:30	Reading Practice
11.30 – 12:00	English
12:00 – 1:00	Lunch time
1.00 – 1.30	English/Writing
1.30 – 2.15	Topic/Science/ICT PE/Music/RE/PSHE/
2.15 – 2.30	Playtime
2.30 – 2.45	Tidy up time.
2.45 – 3.05	Assembly/story
3.15	Home time



Our curriculum



The Bellbird Primary School

'Soaring to Success'
Year 2 Autumn Term

PE:

Indoor PE for Goldfinches will be on Tuesday morning and Skylarks will have indoor PE on Friday afternoon. Outdoor PE/adventurous activities will take place on a Monday.

Please ensure your child comes into school wearing suitable PE kit and footwear.

Art and DT:

Art will usually be linked to topic work. Children will learn how to mix primary colours to make secondary colours and they will be creating shades of colour using a range of art media.

In DT, children will be learning about the importance of hygiene and will be evaluating designs.

RE:

Children will be learning about Christianity. They will be listening to and telling stories from the Bible and they will be learning about how Christians and Jewish people celebrate Harvest time.

PSHE:

Our PSHE work focuses on understanding our emotions. We will build on our existing vocabulary linked to emotions and we will practise a range of calming down strategies.

Topic:

Our topic this term takes us to the Caribbean! We will be locating and naming continents and oceans before we explore and compare the island of Jamaica with the UK. The children will research information about Jamaica using maps, books and the internet.

Topic

Over the Sea and Far Away

Goldfinches:

Mrs Hines

Mrs Thorpe

Mrs Gilmore

Skylarks:

Miss Dutton

Mrs Ong

Mrs Pacey

Mrs Foster

English:

We will start by exploring the whole school text 'In our Hands'. We will also be reading and writing our own Anansi stories and we will write some fact files linked to spiders. We will also write about the journey of a hummingbird

Reading

The children will change their home reading books once a week. Their reading record books will be checked reading practice sessions.

Phonics, Spelling and Handwriting

The children follow the Little Wandle revised Letters and Sounds phonic programme and our focus this term will be revising Phase 5. Spellings will be given out on a Friday and the test will take place on the following Friday. The weekly spelling lists will be coming home in the Letter-join font and there will be up to three spotlight words each week along with the spellings.

Music:

We will explore South African music and instruments and learn some Caribbean songs.

Mathematics:

Our maths work this term will focus on time, place value, counting, comparing and representing numbers to 100, and reading and writing numbers in numerals and words. The children will be counting forwards and backwards in 1s, 2s, 5s and 10s

We will then move onto addition and subtraction of two-digit numbers.

All year 2 children will have a Mathletics account to access in school and at home. Mathletics is an online learning platform that allows parents to see the methods we use to teach calculation skills and provides the children with opportunities to practise skills at home. Every two weeks we will set weekly Mathletics tasks for children to do at home.

Science:

Our first unit is 'Animals Including Humans' and this links well with our Caribbean topic.

We will learn how animals, including humans, have offspring that grow into adults. We will find out about and describe the basic needs of animals.

We will learn about the importance for humans of exercise, eating the right amounts of different types of food, and hygiene.

We will also be learning about some key scientists.





Writing

Thank you for all of our lovely postcards.
We have loved reading them and
displaying them in the classroom.



Trips

Where does our breakfast come from?

Tuesday 7th November 2023



Reading in Year 2

Reading continues to be at the heart of the English curriculum. Reading Record Books – need to be brought in to school every day.

Please keep the record books in the clear plastic zip folder. Books will be changed once a week on the same day each week.

The library will soon be up and running. The children have either a non-fiction or a picture books for up to two weeks.



Reading in Year 2

Please listen to your child read for at least 15 – 20 minutes most days.

Reading Practice sessions with the teacher or teaching assistant will take place at least once a week.

We will be doing a phonics / reading parent meeting at some point this term.



English

Spellings

We will start off by revisiting some of the Phase 5 phonemes and year 1 spelling objectives from the summer term.

Topic/Science words

Top Bananas

Handwriting

Cursive letter join

Cursive Lower Case Letters



Mathematics

- 2, 5 and 10 times tables
- Place value
- Addition and subtraction
- Multiplication and division
- Cross-curricular maths

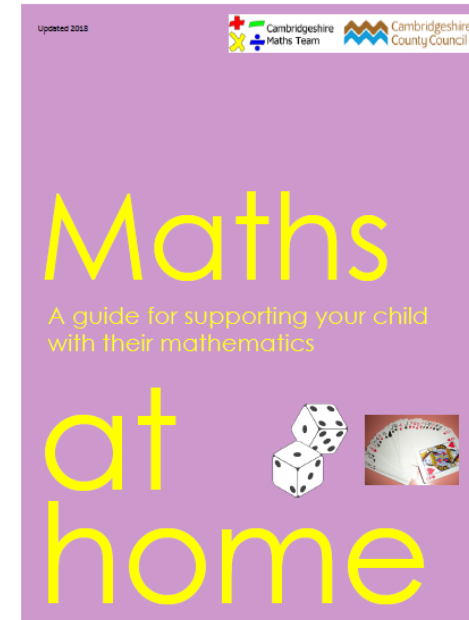


Mathematics

Information for supporting your child at home is on our school website including the calculation policy.

Parents – homework help – helping at home with maths

<http://www.thebellbird.cambs.sch.uk/homework-help/>



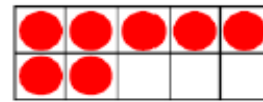
Key Stage 1 Maths

What do children learn at school in Key Stage 1?

In Year 1 and Year 2 children develop their understanding of numbers so that they can confidently count and calculate with numbers up to 100, including comparing quantities of money, time and other measurements. Children also learn to describe, draw and compare different shapes.

Strategies used at school for learning number facts:


- > Recall addition and subtraction facts to 10 using **ten frames**, for example:



How many counters are in the ten frame? How do you know?

How many counters will you need to make 10? How many to make 20?

- > **Part-whole representations** for numbers up to and including 20, for example:



or



- > Identify odd and even numbers using **Numicon**, for example:



How do you know which numbers are even or odd?

What happens if you add two odd numbers?

What happens if you add two even numbers?

Give an example of an odd number greater than 10.



Maths at Home

- Play games such as snakes and ladders.
- Play card games such as 21.
- Count a selection coins from a money jar and play shops.
- Follow recipes and measure ingredients.
- Regularly measure the height of all the people and animals in your home.
- Practise telling the time using an analogue clock. Start with o'clock, half past, quarter past and quarter to.
- Look for repeated patterns both inside and outside of the home.



PE

Goldfinches – Monday (outdoor) and Tuesday (indoors)

Skylarks – Monday (outdoor) and Friday (indoors)

Children to come into school on these days in their school PE kit.

PE kit needs to be in the school colours.
Suitable footwear is necessary.

Long hair tied back and earrings removed or covered up

Avoid laces!



Home Learning

Year 2 Skylarks and Goldfinches HOME LEARNING

Autumn 1 – Over the Sea and Far Away

Daily / Weekly

- **Reading:** read **with** your child for a minimum of 15 minutes each day – don't forget the weekend!
- **Number:** Mathematics homework will be set every other week.
Practise the 2, 5 and 10 times tables. You could listen to the 2Simple Tables Toons on Purple Mash (go to the home page – click on 'Mathematics' – click on '2Simple Tables Toons' underneath the 'Times Tables' heading).
- **Spelling:** Spellings will be set every Friday and tested the following Friday.
Go on Purple Mash and complete the four phonics cloze activities (they have been set as 2Dos).
- **Handwriting:** To access Letterjoin, you will need to log in with the username and the password in the blue box below. Visit www.letterjoin.co.uk and log in.

Details for pupil accounts / home learning:



Desktop log-in

Username: lj8538

Password: home

Tablet log-in

Username: lj8538

Swipecode:

Click on the Fun tab and select Phonics match. You can select which phase you would like to start with.

Click on Magic pattern and practise any of the patterns.

Click on the phonics tab and then select phase 2. Practise forming letters with a lead in.

These activities work best on a tablet.

Spend 15 minutes a week completing a Letterjoin task.

Topic related activities

We would like you to complete at least 4 of these (but you can do more!)

Find out about some of the Caribbean's exotic birds and animals. Are any endangered? What does this mean? Draw some of these animals and write their names. Talk about why they are endangered.

Imagine you are on holiday in the Caribbean. Write a postcard to a friend, telling them all about the sights and sounds you have experienced. Draw a Caribbean scene on the front of your postcard using images from the internet as inspiration.

Find some Caribbean recipes online (e.g. Levi Roots) and make them with your family. Read the recipe and ask an adult to help you to measure the quantities. Remember to wash your hands before you start cooking! You can send in photographs of your creations. **Please do not bring any dishes into school as we have some children with food allergies.**

Find the Caribbean on a world map, atlas or globe and show your family. Which countries are closest to the Caribbean? Find out about the weather and climate in the Caribbean.

Go on Purple Mash and complete the 2Do 'Jamaican Flag'. Can you find out why the Jamaican flag is yellow, green and black?

Draw a rainbow and paint on the colours in the correct order. Use only red, yellow and blue paint. Can you mix these colours to make orange, purple and green?



Maths Challenge – Recite the days of the week and the months of the year in the correct order. Challenge yourself to spell the days of the week and the months of the year.

Extreme Reading Challenge – Ask an adult to take a photograph of you reading in an unusual place. Photographs can be emailed to the office. The photographs will then be displayed in the year 2 area and the library.



Assessment

- SATS are no longer statutory in Year 2, they are optional. We will be letting you know if we decide to go ahead with these assessments.
- If your child did not pass their phonics screening check in Year 1, this will be retaken in June.



Any Questions?

Thank you for attending this meeting and we look forward to an exciting year ahead!

The home learning tasks, topic web and this presentation will be on the school website.

If you have any questions please e-mail the office.

