



The Warbler- Wrens and Robins Newsletter

(part of our Bellbird Early Years offer)

Spring 1- Week 7 & Spring 2- Week 1

Phonics and Reading:

Thank you for continuing to support your child with their daily reading at home and by helping them to learn any sounds they are not secure on yet.

Revising Phase 2 and 3: We have been continuing to review and learn words with Phase 2 and 3 graphemes, digraphs and trigraphs in them. They have been reading words such as fight, surf, took, road and light.

Longer words: We have also continued to read longer words with more than one syllable. The children are '**chunking up**' these words but they are now reading words with /er/ at the end without '**chunking**' them up, for example chatter, shimmer and buzzer. They have been reading words such as muffin, pattern, rubbish, seven and comic.

Sentence reading: See if your child can read these sentences:

- The pink chair is bigger than the red chair.
- We feed the chicken and rabbit supper.

Spelling: We have been learning to spell words such as buzzer, dinner, butter and seven.

Tricky words: We are continuing to revise the Phase 2 and 3 tricky words.



Valentine's Day:


Before half term we celebrated Valentine's Day. The children wrote Valentine's Day cards to each other and made heart wands to give to someone they love. They wrote secret messages with white wax crayons and revealed them with watercolour paint. We made flowers and chocolates out of playdoh and love potions in the messy play area! They also made paper aeroplanes to deliver messages to a friend telling them that they were loved. The children set up a restaurant to serve Valentine's Day food in the role play area and a good time was had by all.



Mr Wolf's Pancakes

We learnt all about what Pancake Day is and where it comes from. The children told us all about how they celebrate Pancake Day and what toppings they like on their pancakes. We were quite inspired with their brilliant suggestions.

We read Mr Wolf's Pancakes by Jan Fearnley about the Big Bad Wolf's attempts to make pancakes. He struggled to read the recipe, write his list, pay for the shopping and he had nothing to carry the ingredients home with. Despite his neighbours refusing to help him, Mr Wolf made his pancakes and his neighbours wanted to share them with him. The children were reminded of the story of the Little Red Hen that we read earlier in the term and they predicted what would happen next in the story. As it turned out, Mr Wolf did not share his pancakes and instead gobbled the neighbours up much to the shock and amusement of the Wrens and Robins!



Pancakes, Pancakes, Pancakes!

The children were challenged to see if they could get ready to make their dream pancake just like Mr Wolf. Our littlest learners used their reading skills to read the pancake recipe book, used their segmenting to spell the items on the shopping list, used their maths skills to pay for the items at the shop and then their construction skills to make something like a basket to help them carry the ingredients home.

The children made 'messy' pancake batter in the messy play area and made their own pancakes and frying pans out of junk modelling. They made pancakes at the role play 'pancake shack' and took each other's orders. The Wrens and Robins also made yucky pancakes, and they delighted telling us all about the disgusting things on them. They also made delivery vehicles to get the pancakes to the customers when they were nice and hot.

We sang the 5 Crispy Pancakes song and learnt a rhyme called 'Mix a Pancake'. We also read lots of pancake related stories such as Eric Carle's 'Pancakes, Pancakes, Pancakes!'

My Dream Pancake:

We invited the children to design their own dream pancake! They drew the toppings that they wanted on their pancake and wrote labels for each of the toppings. At the end of the week, the children used their designs to put their toppings onto real pancakes at our Pancake Party! They enjoyed sitting and eating their pancakes together and they said that they were delicious! We were particularly proud of children who tasted food that they had never tasted before. Bravo Wrens and Robins!





The Big Pancake:

Last week, we enjoyed reading the traditional story 'The Big Pancake' about a big pancake that does not want to be eaten by a mother and seven hungry little boys. He rolls away from them and a whole host of animals start chasing him until he is finally gobbled up by an untrustworthy pig! The children told us that it reminded them of the story of the Gingerbread Man. We made a story map together as a class and then learnt to be story tellers as we retold the story using actions. We also had lots of fun playing with dolls and animals as we retold the story to each other with props. The children also extended and reimagined the story in their play, often in hilarious ways!

Obviously, the seven hungry little boys were still hungry after missing out on their enormous pancake dinner, so the children got to work making them some new dinner by drawing, making and creating out of various materials and in the messy play area.

More Runaway Dinner!

We read the hilarious book 'The Runaway Dinner' by Allan Ahlberg about a plate of dinner including a cheeky runaway sausage, an army of carrots and some escapees! We challenged the children to rewrite the story of the Big Pancake to include their own runaway food, animals to chase it and a cheeky animal to gobble the food up. We talked about what shapes of food would be able to roll away and the children came up with some brilliant suggestions like biscuits, eggs and carrots. We had everything from runaway donuts being eaten by crocodiles to runaway pizzas being gobbled up by unicorns! It made us all giggle!

The children designed and made traps to catch their runaway food. They were incredibly creative and the children carefully explained what they had made and how the traps worked. Some made nets to scoop the food, some made pit traps and one even made a Hoover to suck the food up! Very inventive!



St David's Day:

On Friday, we learnt all about the Welsh festival of St David's Day and discovered how people in Wales celebrate it. The children were given a range of materials to make daffodils out of and they came up with some creative ways to make them. They also used the 'tap a shape' and hammers to make some fierce Welsh dragons. Happy St David's Day!

Maths:



Addition: Combining two numbers together- Wrens and Robins have been practising adding two numbers together using ten frames and double-sided counters. They made yucky pancakes for our tiny rabbits (to distract them from eating carrots!) and added together pancakes of different types to see how many they had altogether e.g. 4 poo pancakes + 2 grass pancakes = 6 pancakes altogether. We also introduced the children to a part / whole model as another way of adding two numbers together.


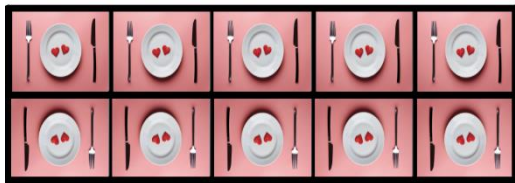
Matching pairs and odd ones out- We remembered what a matching pair was and then started to think about odd ones out. We read 'Odd Sock' by Michelle Robinson and learnt that an odd one out doesn't have a matching pair. We played picture pairs and paired socks while hunting for odd ones out.

Odd and even numbers- We then investigated which numbers were odd numbers by playing 'Animal Valentine Dinner Dates'. We had different numbers of animals who wanted to go on dinner dates in pairs i.e. 2 pigs, 3 ducks, 4 cows, 5 cats etc. We put the animals into the dinner date ten frame in pairs to see which number of animals left one animal as the odd one out with no matching pairs. The children discovered a pattern, that every other number gave an odd one out! We then looked at the numicon representing the numbers 1-10. The children observed that the numbers alternated between having an odd sticking out hole, without a partner (odd numbers) and having a smooth top and every hole having a partner (even numbers).

How many animals are in the restaurant? Will anyone be left as the odd one?



What do you notice about which numbers are odd?



Comparing width, length and height- We have been learning about wide and narrow and the children measured how many blocks wide their hands are. We revisited long and short and compared the length of different types of snakes. We also talked about tall and short and compared the children's heights to see who was taller and shorter than each other. The children delighted in being measured for our class height charts and predicting / seeing who was the tallest and shortest adult and child. It will be so exciting to compare how tall the children are at the end of the year and see how much they have grown!

Things to try at home:

- **The Big ?** - Can you get your child to tell you about their own story of a runaway food? What food ran away and who chased after it? Who gobbled it up in the end?
- **Taller and shorter**- Can you get your child to compare the heights of people in your house? Get them to predict who will be tallest and shortest. Stand back to back to compare or make your own height chart.
- **Shopping list**- Get your child to help you write a shopping list for when you go shopping. Get them to 'chunk up' any longer words into syllables to help them segment the sounds in each syllable. i.e. chocolate could be spelt phonetically plausibly as choc / oa/ lait

Chinese Dragon Dance



Wrens and Robins really enjoyed their dance sessions in PE preparing for Chinese New Year. They ended with learning how to do their very own Chinese Dragon Dance and they learnt to beat the pulse with drums. They had great fun!





Fun in the woodland area

The children have been enjoying a range of new playground equipment for our woodland adventure time. We have chosen items to help their gross motor skills, construction and building skills, experimentation, exploration and imagination, team building and communication skills as well as being super fun to play with and on! The children have loved trying them all out! This is our first instalment of new equipment for the woodland area so watch this space for more exciting updates to come in the near future.









Fun shapes- we have been enjoying making fun gymnastic shapes in PE!

