

Year 2 Meet the Teacher



Welcome to Year 2

A very warm welcome to all our parents from the Year 2 team.

Goldfinches' Staff-

Monday	Tuesday	Wednesday	Thursday	Friday
Mrs Thorpe		Mrs Hines		
Mrs Gilmore				Mrs Simons
Mrs Brazier (mornings)				
Miss Jacobs (afternoons)				



Preparing the children for learning in Year 2

We expect the children to be independent and to be able to organise:

- Reading folder/reading record books
- Water bottle
- Fasten own clothing. Please do not provide children with lace up shoes if they are unable to tie their laces.
- Long hair should be tied back
- Stud earrings covered with tape or removed for PE days
- Homework and letters
- **Label everything**

Please leave your child at the gate every morning at 8.45am.

Contact can be face-to-face at the end of the day if a brief conversation is needed; otherwise please arrange a suitable time with the office.




Preparing the children for learning in Year 2

Practise peeling:

Bananas

Small oranges



Bringing Equipment into School

- Please limit the amount of equipment the children bring into school.
- If your child needs to bring in their own snack, it needs to be a piece of fruit or vegetable. Please only send in grapes if they have been cut up.
- Children need to come into school on PE days wearing suitable PE kit.
- Please detach items such as key rings from school bags and book bags.
- No stationery needs to be sent in. We will provide all of this for the children.

Named water bottles need to be sent in and taken home each day.



Time	Lesson
8.45-9.10	Registration, morning work and book changing.
9.10-10.10	Maths
10.15-10:45	Phonics/spelling
10:45 – 11:00	Break and Fruit
11:00 – 11:30	Reading Practice
11.30 – 12:00	English
12:00 – 1:00	Lunch time
1.00 – 1.30	English
1.30 – 2.15	Topic/Science/ICT PE/Music/RE/PSHE/
2.15 – 2.30	Playtime
2.30 – 2.45	Finishing up time
2.45 – 3.05	Assembly/story
3.15	Home time

- Please try to be in school as close to 8:45 am as possible.





The Bellbird Primary School

'Soaring to Success'
Year 2 Autumn Term

We will be learning:

Art and DT:

In art, we will be exploring a range of mark makers to create a variety of effects. To do this we will take inspiration from the artist Beth Krommes. We will also be responding to music as we explore line, colour and space with painting tools.

In DT, we will be preparing healthy food and we will be learning about textiles.

RE:

Children will be learning about Christianity. They will be listening to and telling stories from the Bible and they will be learning about how Christians and Jewish people celebrate Harvest time.

PSHE:

Our PSHE work focuses on understanding our emotions. We will build on our existing vocabulary linked to emotions and we will practise a range of calming down strategies. We will also learn what rights, rules and responsibilities are and how they help to keep us safe.

Topic:

Geography:

In our geography unit we will be learning to identify human and physical features. We will then discover which of these features we have in our local area.

History:

In history we will look at the cause and effect of the Great Fire of London.

PE:

Indoor PE for Goldfinches will be on Tuesday morning and Skylarks will have indoor PE on Friday afternoon. Outdoor PE/adventurous activities will take place on a Monday.

Please ensure your child comes into school wearing suitable PE kit and footwear.

English:

We will start by using a range of vocabulary to describe monsters. We will also be reading and writing our own Anansi stories and we will write some fact files linked to spiders. We will also write about the journey of a hummingbird

Reading

The children will change their home reading books once a week. Their reading record books will be checked during reading practice sessions.

Phonics, Spelling and Handwriting

The children follow the Little Wandle revised Letters and Sounds phonic programme and our focus this term will be revising Phase 5. Spellings will be given out on a Friday and the test will take place on the following Friday. The weekly spelling lists will be coming home in the Letter-join font and there will be up to three spotlight words each week along with the spellings.

Music:

We will study the Charanga unit Hands, Heart, Feet, learning about pulse, rhythm and some of the characteristics of South African music.

Mathematics:

Our maths work this term will focus on time, place value, counting, comparing and representing numbers to 100, and reading and writing numbers in numerals and words. The children will be counting forwards and backwards in 1s, 2s, 5s and 10s

We will then move onto addition and subtraction of two-digit numbers.

All year 2 children will have a Mathletics account to access in school and at home. Mathletics is an online learning platform that allows parents to see the methods we use to teach calculation skills and provides the children with opportunities to practise skills at home. Every two weeks we will set weekly Mathletics tasks for children to do at home.

Science:

Our first unit is 'Animals Including Humans'.


We will learn how animals, including humans, have offspring that grow into adults. We will find out about and describe the basic needs of animals.

We will learn about the importance for humans of exercise, eating the right amounts of different types of food, and hygiene.

We will also be learning about the scientific illustrator Maria Merian.



Writing



Trips/Visits

- On Thursday 14th November, 'Those History People' will be spending the day with year 2.
- Voluntary contributions and parental help with the day will be requested.
- More details will follow.



Reading in Year 2

Reading continues to be at the heart of the English curriculum. Reading Record Books – need to be brought in to school every day.

Please keep the record books in the clear plastic zip folder. Books will be changed once a week on the same day each week.

The library will soon be up and running. The children have either a non-fiction or a picture book for up to two weeks.



**YOUR
SCHOOL**

**LIBRARY
NEEDS YOU**



Reading in Year 2

Please listen to your child read for at least 15 – 20 minutes most days.

Reading Practice sessions with the teacher or teaching assistant will take place at least once a week.

We will be doing a phonics / reading parent meeting at some point this term.



English

Spellings

We will start off by revisiting some of the Phase 5 phonemes and year 1 spelling objectives from the summer term.

Topic/Science words

Please return the spelling test book every Monday.

Handwriting

Cursive letter join

Cursive Lower Case Letters



Letter-join Joined-up handwriting made easy - www.letterjoin.co.uk



Class Writing Book



Mathematics

- 2, 5 and 10 times tables
- Place value
- Addition and subtraction
- Multiplication and division
- Cross-curricular maths



Mathematics

Information for supporting your child at home is on our school website including the calculation policy.

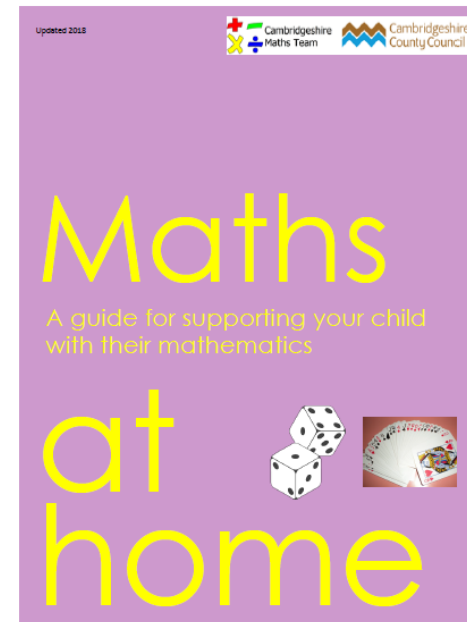
Parents – homework help – helping at home with maths

<http://www.thebellbird.cambs.sch.uk/homework-help/>

[School Curriculum | The Bellbird Primary School](#)

There are also useful videos showing how we teach maths these days on the White Rose Education website.

<https://whiteroseeducation.com/parent-pupil-resources/maths/home-learning?year=year-2-new>



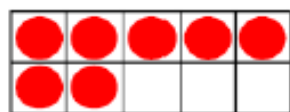
Key Stage 1 Maths

What do children learn at school in Key Stage 1?

In Year 1 and Year 2 children develop their understanding of numbers so that they can confidently count and calculate with numbers up to 100, including comparing quantities of money, time and other measurements. Children also learn to describe, draw and compare different shapes.

Strategies used at school for learning number facts:


- > Recall addition and subtraction facts to 10 using **ten frames**, for example:



How many counters are in the ten frame? How do you know?

How many counters will you need to make 10? How many to make 20?

- > **Part-whole representations** for numbers up to and including 20, for example:



or



- > Identify odd and even numbers using **Numicon**, for example:



How do you know which numbers are even or odd?

What happens if you add two odd numbers?


What happens if you add two even numbers?

Give an example of an odd number greater than 10.



Maths at Home

- Play games such as snakes and ladders.
- Play card games such as 21.
- Count a selection coins from a money jar and play shops.
- Follow recipes and measure ingredients.
- Regularly measure the height of all the people and animals in your home.
- Practise telling the time using an analogue clock. Start with o'clock, half past, quarter past and quarter to.
- Look for repeated patterns both inside and outside of the home.



PE

- Goldfinches – Wednesday (outdoor) and Tuesday (indoors)
- Children to come into school on these days in their school PE kit.
- PE kit needs to be in the school colours. Suitable footwear is necessary.
- Long hair tied back and earrings removed or covered up

Avoid laces!



D.T.

This term our units are:

Food and Nutrition: - What does healthy eating mean?

Textiles: - How can you repurpose an item of clothing?

More details to follow.

Parent support with the delivery of these units will be greatly appreciated.





Year 2 Home Learning Menu - Autumn 2024

Choose at least two of these fun activities to complete.

Bring your completed work into school to share with the rest of the class by **Friday 13th December 2024**.

Weekly Home learning Tasks

Reading – Read for 15 minutes each day.

Spelling – learn your weekly spellings list for a dictation on a Friday.

Maths - Each week complete a Mathematics task

Art and DT

In our topic and English lessons, we will be learning about the adventures of Anansi the spider. The children can make their own spider using a range of craft materials. Below are some ideas:

<https://www.youtube.com/watch?v=1YfDhqvsPI4>

<https://www.youtube.com/watch?v=UPct9KU NDsE>

<https://www.youtube.com/watch?v=N3KfutUaI2U>

Fine motor skills – Practise cutting along straight and curved lines.

English

Find a poem on the theme of Christmas or winter. Learn the poem off by heart and put some actions to the words. You can then either perform the poem in class or ask an adult to film you performing the poem to your family and friends. As an extra challenge, you could add sound effects to your poem.

Purple Mash 2Dos -Little Red Meets the Wolf and Toy Shelf.



Science

On a paper plate design a balanced meal using art materials of your choice. Label the different food groups. These are protein, carbohydrates, fruit and vegetables, fats and oils, dairy and alternatives.

Purple Mash 2Do Quiz – Food Groups




Maths

Use the link below for the Top Marks maths site to practise your number bonds to 20.

You can challenge yourself to then practise your number bonds to 50.

<https://www.topmarks.co.uk/maths-games/hit-the-button>

Purple Mash 2Dos Play Bond Bubbles



History

A Costume for our Great Fire of London Day

Find out about the clothes that children wore in 1666. Put together a simple costume for our Great Fire of London day on Tuesday 5th November. More information about the day will follow.

Purple Mash 2Do

Quiz – London in the 17th Century



Science

Watch the clip below about the scientist Jane Goodall.

<https://www.youtube.com/watch?v=pESavD4aXhc>

Create a poster showing her main findings about chimpanzees.

Geography

Find out what the colours and symbols on the Kenyan flag represents. Make a Kenyan flag using your own choice of art materials.

Purple Mash 2Do



Handwriting- Complete one task over a two- week period

Visit www.letterjoin.co.uk and log in.

To access Letter-join, you will need to log in with the username and the password in the blue box.

Details for pupil accounts / home learning:

Desktop log-in

Username:

Password:

Tablet log-in

Username:

Swipecode:

Letter-join

Capital Letters

A B C D E
F G H I J K
L M N O P
Q R S T U
V W X Y Z

Letter-join / www.letterjoin.co.uk

Lower Case Letters

a b c d e
f g h i j k
l m n o p
q r s t u
v w x y z

Letter-join / www.letterjoin.co.uk

Select year 2 and click on 'free play.'

You can practise patterns, easy letters and harder letters.



Assessment

- SATS are no longer statutory in Year 2, they are optional. As a school, we have decided to administer these to support with teacher
 - Assessment
- If your child did not pass their phonics screening check in Year 1, this will be retaken in June.
- Every six weeks, children following the Little Wandle Year 2 spelling programme will complete a spelling assessment. From the Spring term, the outcomes of this will be sent home to parents.



Year 2 Spelling Spring 1 assessment: Quick quiz – teacher sheet

Words

Read out the following words and ask the children to spell them in their books.

Week 1	knew	kneel	gnarl	wreck	wrinkly
Week 2	wrapping	knotting	knitted	wrecker	knitter
Week 3	raced	used	saving	smiling	writer
Week 4	braver	largest	cutest	slimy	bony
Week 5	sledge	ridge	fringe	plunge	gorge

Sentences for dictation

- Challenge the children to write short, dictated sentences. Remember, the purpose of these dictations is to practise accurate spelling, not punctuation.
- Use the dictation routine as outlined in the core programme 'How to' video and prompt card 'Practise and apply: Write the sentence'.
- Make sure that you model and check the correct spelling of the sentence.

The gnome / was nicer than / the knight.

The bravest gnat charged / at the scary giant.



Any Questions?

Thank you for attending this meeting and we look forward to an exciting year ahead!

The home learning tasks, topic web and this presentation will be on the school website.

If you have any questions, please e-mail the office.

