



The Warbler- Wrens and Robins Newsletter

(part of our Bellbird Early Years offer)

Autumn 1- Week 3

Soaring to Success

We have been so proud of the children in Wrens and Robins as they continue to enjoy school life. They have settled into the routines and rhythms of the school day and have been having so much fun! We are particularly impressed with how they are thriving being at school all day and we have loved getting to know them all better. They really are soaring to success already!

Phonics & Reading

Last week, the children started to learn phonics. Phonics is the way that we teach children how to make connections between the sounds in words and the symbols we use to represent them.

Phonemes and graphemes: We teach the children 4 new phonemes (sounds) every week and we practice how to say those sounds. We then teach them how to write the grapheme (letter) that represents that sound. On a Friday we review all 4 sounds that we have learnt.

Sound talking: The children have been learning to sound talk words like a robot by saying each individual sound. For example c-a-t is cat. We have been playing lots of sound talking games so they learn to hear words broken into their individual sounds. We might ask, 'What noise does a p-i-g make?' or 'Can you touch your 'f-ee-t?'.

New sounds: In Week 3 we learnt the sounds **s a t p**

s snake

Down the snake from head to tail.

a astronaut


Around the astronaut's helmet and down into space.

t tiger

Down the tiger and across its neck.


p penguin

Down the penguin's back, up and around its head.



sat

Blending for reading: The children have just started on their journey to be able to read words, which is very exciting! We put sound buttons on every sound in a word to help the children to see the sounds. We then teach the children to sound talk- (say each sound in the word) as we point to the sound buttons. We can then put those sounds together to read the word. This process is called blending. We have been doing lots of modelling so that the children can hear what it sounds like to sound talk each sound in a word and then blend them back together to read the word. We have been super impressed with our littlest learners!



Sounds Galore! During the Autumn term, our play projects are based around the sounds that we are learning in phonics. This helps the children to identify the initial sounds in words, as well as building up their fine motor skills, communication and language and providing lots of opportunities to practice and apply their phonics in a meaningful, fun way.

The children enjoyed talking to us about their visits to the seaside over the summer as they painted with sand and made super sandcastles. They made some brilliant sock puppets and persevered with their cutting skills to make spiral snakes. They added the grapheme /s/ to make their snakes come alive!

Next, the children learnt what an astronaut was and then enjoyed playing with their very own astronauts in the special moon sand outside. Much fun was had painting with real apples and poor Mrs Lovewell and Miss Meechan got the sneezes as children wrote the /a/ grapheme to make them go 'Aaaachooooo!'

We all enjoyed the story 'The Tiger came to Tea' by Judith Kerr as we learnt about the sound /t/. The children made their own tea for the tiger in the messy play area. They used milk and tea bags to make delicious cups of tiger tea and made toast for the tiger with messy butter and jam. Everyone joined either 'tiger' or 'teddy' club complete with badges with the grapheme /t/ on to show which club they belonged to. We also enjoyed a jolly Teddy Bear's picnic!

By the end of our week, we had swapped our Wrens and Robins for pirates as they practiced the /p/ sound. We all enjoyed reading 'Pirate Pete' by Nick Sharratt and there was lots of giggling as the children made their own silly pirate stories! Our pirates looked the part by making pirate eye patches and hats, they painted their very own parrot and wrote the passcode /p/ to turn their teacher into a walking talking pirate- Aye, aye Captain!

Pirate Play Project:

Friday is play project adventure day! Our class toys, Monty Monkey and Kipper, were stolen by the cheeky pirate Captain Redbeard! The children set about devising ways to rescue their beloved toys. They had some brilliant ideas for finding them. Our Bellbirds made telescopes so that they could see Captain Redbeard's ship and made maps to navigate their way to the lost toys. We practised mark making with an x to mark the spot. We also set up drawing club to draw Captain Redbeard on a wanted poster. The children put up the posters around the classroom and woodland area so that we could spot Redbeard if he came near again. The children also made boats so that they could sail off to fetch their friends.

Finally, the children went digging for treasure to fill a treasure chest so that we could give it to Captain Redbeard in return for the safe return of our friends. The children were amazing and, not surprisingly, Captain Redbeard willingly released their toys from deck swabbing duties back into the classroom! Hooray! Well done Wrens and Robins!





Maths: We have been learning to count really carefully by taking advice from our very own Counting Crocodile. His top tips are:

- **Count everything once-** move the objects to make them easier to count and touch each one as you give it a number.
- **Say the numbers in order-** start with the number 1 and continue in order.
- **Stopping number-** the last number you say is the stopping number. This tells you how many objects there are.
- **We can count anything-** objects, claps, sounds etc.
- **The total is the same whether the objects are spread out or are close together-** it doesn't change the total amount.



PSHE We have been playing lots of games to help the children learn each other's names. Every day we have played 'Guess Who' and the children have been guessing who Mrs Lovewell and Miss Meechan have been describing. We have learnt some fascinating things about our little Wrens and Robins!

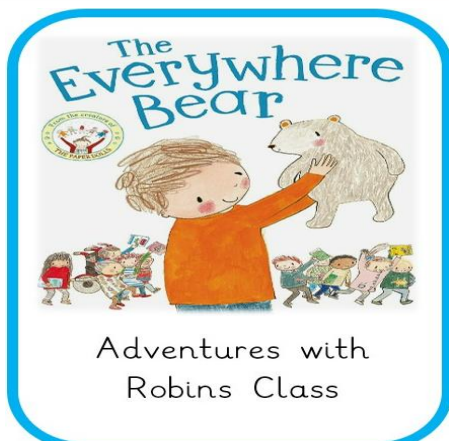
The children have enjoyed their first circle time too. Last week, as part of our All About Me topic, we all shared what pets we have or what our favourite animal is. We loved hearing about all their different pets, from cats and dogs to guinea pigs and chickens!

Lilac Reading Books: This week your child will have come home with a reading folder. It contains a lilac level wordless reading book and a reading record book. These books are for sharing with your child and they will help them to enjoy the routine of reading their school books with you. Ask your child questions about what is going on in the story. What can they see by looking at the pictures? How are the characters feeling? **Please send their reading folder back into school every day.** We have also started our reading practise sessions in school, initially once a week and then 3 times a week after half term. Your child's book will be changed once a week on their book changing day.



Everywhere Bear We enjoyed the story 'The Everywhere Bear' by Julia Donaldson and we introduced the children to their very own class Everywhere Bear. In the story, Everywhere Bear goes on adventures with the children in the class even if he does get a little lost along the way!

Our Everywhere Bear will be coming home with one Wren or Robin every week to have an adventure with you. You can read the story together with your child and have fun with Everywhere Bear for the week. We have included a class sharing book for you to add photos or drawings showing what you have been doing with Everywhere Bear. Don't worry though, Everywhere Bear loves ordinary family adventures like going to the park, reading a story or meeting your family. There is no need to do anything special. If you would like to email us photographs, we can print them off for you to put in the book. When it is your turn, **do send the book and bear back to us by Thursday** so we are ready to share his adventures with the class on a Friday. Happy adventuring!

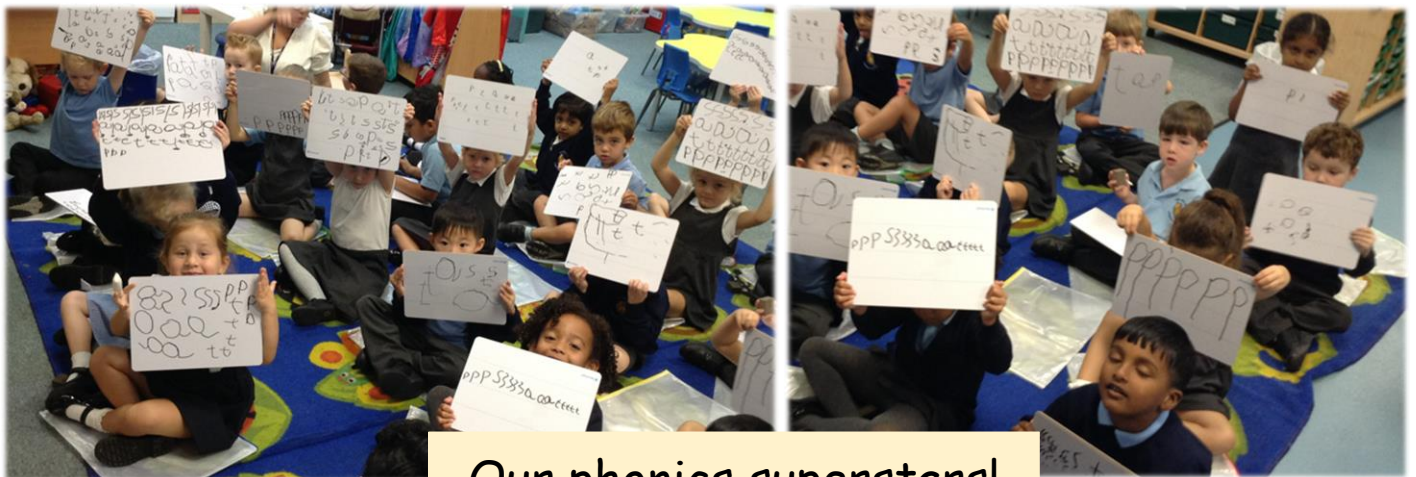


Things to know

- **Party Invitations:** Your child's first year at school is a special time for forming relationships and friendships that are important for their wellbeing and their personal development. To help with this, we are very happy in Reception to help your child hand out birthday party invitations. We hope that this will help your child to develop their important relationships outside of school and also will help you to build a supportive community of parents. Do send invitations in with your child in an envelope or pass to us at pick up time. This offer is **unique to Reception**. When your child goes into **Year 1 and beyond, class teachers will not be able to help distribute invitations**. We hope that by then parents will know each other well enough to hand out invitations outside of school.
- **Snack:** We provide your child with a healthy fruit snack mid-morning in school. Please do not send children in with additional snack in their bookbag or send food in to be eaten at after school childcare. This is particularly so as we have children with severe allergies in school. Packed lunches are fine as they are put on a lunch trolley away from the classroom.
- **Wellies:** If you choose to send children into school wearing wellies, please do give them a pair of shoes to change into when they get into school.

Save the date...

- **Parent Consultations:** Tuesday 22 October- morning (in person) or Thursday 24 Oct- afternoon (via Zoom). More details to follow.
- **Reception Nativity:** We will be performing the Reception Nativity to parents at 9:45am on Tuesday 10 and Wednesday 11 December. 2 people per family will be able to attend each performance. Look out for more details nearer the time.



Our phonics superstars!



