



The Warbler- Wrens and Robins Newsletter

(part of our Bellbird Early Years offer)

Autumn 2- Weeks 4-6



ai

Tail in the rain.



ee

Sheep in a jeep.

Phonics and Reading: New phonemes / graphemes: The children have now learnt all 36 Phase 2 phonemes and so we have spent the last two weeks reviewing and embedding the phonemes and tricky words that they have learnt. We have also spent time formally assessing the children's phonics to help us plan next steps in helping the children with their reading. We then moved on to learn two new digraphs from Phase 3 /ai/ and /ee/.

We have also been reading words with /s/ on the end where the /s/ grapheme either makes a /s/ sound like in cats or a /z/ sound like in dogs.

Blending: See if your child can sound talk and then blend the sounds to read these words: bugs, cups, thank, rush, chop, sings, zip, sail, rain, sheep and feel. See if they can **read these sentences:** 'Can a pink moth buzz?' and 'His fish has a quick tail'.

Spelling: We have been learning to spell words such as **cups, bugs, buzz, mum, pigs, rain and sheep.**

Phonics Fun! This past fortnight we have had more fun learning and exploring our new sounds.

We have been reading words like 'cups' so we decided to have a day of cups related challenges! The children were challenged to build the tallest tower out of cups; to stack cups as speedily as they could; to make a cup castle for the Playmobil people and to create the most interesting thing they could using cups! Our littlest learners really enjoyed the challenges and it was great to see them developing their perseverance and determination skills as they completed them.

Wrens and Robins examined words that ended with the /s/ grapheme but made a /z/ sound. We noticed that lots of bugs have the /z/ sound at the end! To celebrate this, we had an Ugly Bugs Ball! The children made lots of different bugs in the junk modelling area, made spiders, snails and beetles out of loose parts and helped a caterpillar to order his 5 body parts in the right order to link in with our Maths work.

We continued to look at words that end in /s/ and we visited our very own play pet shop and looked after all the animals. The children carefully made dotty dogs, colour mixed paint to paint their pets and visited the role play pet shop. They read words to decide what the pets needed to keep them healthy such as a 'nap', 'bath', 'sip' or a 'jab'.





We explored the sound /ai/ by helping all the animals with tails have a day out on a train! Wrens and Robins built the train line using the train tracks and then made printed rainbow trains out of shapes and paint. We used 3D shapes to print the carriages and wheels of the trains and the children examined what shapes the cylinders, cubes and cuboids made when you printed them. The children decorated umbrellas to keep the animals dry from rain showers and practised writing the word rain on them. Continuing with our Maths skills, the children helped to build trains with numbered carriages in the right order from 1-5.






On the day we learnt /ee/ the children were confused to find the classroom full of pictures of sheep! Eventually, we realised that the shepherds from the nativity story had lost their sheep while they were asleep! The children loved making binoculars to help the shepherds find the lost sheep and they wrote the digraph /ee/ on them to help them work even better. They made brightly coloured sheep collages and decorated the sheep for the shepherds so that the sheep would not get lost again! We also examined tracks that the shepherds had found in the fields and looked at which animals the feet might belong to. The children made their own feet tracks using toy animals and paint.

Purposeful Writing

The children have been super writers this past fortnight. Now that they have learnt to segment to spell, many of the children have discovered the joy of being able to write whatever they have in their head- all with the trusty aid of a sound mat! They have written invitations for the Ugly Bugs Ball and labelled the pets in their pet portraits.

The highlight of the fortnight was writing speech bubbles for the skeleton pets after reading Alan Ahlberg's book 'Funnybones- the Pet Shop'. In the book there is a skeleton parrot who cheekily talks to the customers and we read the words in the speech bubbles together. The children loved coming up with their own speech bubbles to make the skeleton parrot and the other skeleton animals talk cheekily to the pet shop customers!

The children have really enjoyed writing their own Christmas cards and letters to Father Christmas to post in our very own class post boxes. They really thought carefully about what they wanted for Christmas and used the sound mats to write down the things they hoped and dreamed for. Bravo Wrens and Robins. You have come so far in your writing and we are so proud of you!



Maths: Ordering 1-5- In school, we help children to have a deep understanding of numbers. Now that we have looked at how numbers are represented and composed, we have been teaching children how to order the numbers 1- 5 into a number line. We have been practising this for the last fortnight by representing the numbers 1-5 in different ways and ordering them from least to most.

2D shapes- We revisited triangles and circles and then learnt about two new shapes: squares and rectangles. We looked at the properties of these shapes, noticed the difference between them and then went on square and rectangle hunts. It is amazing how many you find when you look. The children continued to practice tallying to record how many they found. Children built their own squares using lolly-sticks and pencils. We read the book 'Elmer' by David McKee and noticed that he was made up of brightly coloured squares and rectangles. The children then made their own collages of Elmer the Elephant using squares and rectangles. We also looked at art by Piet Mondrian, who enjoys making artworks out of squares. We enjoyed being artists for the afternoon and made square and rectangle art of our own!



Time- Each day we have a morning meeting where we learn the days of the week, look at the daily calendar and count down to the next birthday or special event. We sing about the months of the year on a Friday and think about when our birthday is.

Whole and parts- We have been learning what a whole is and what parts are. For example, the whole could be a plant and the parts could be the stem, the leaves, the petals and the roots. We related this to body parts also and we identified different parts of our body. The children designed a whole fruit kebab and thought carefully about what 'parts' they wanted (the fruit) and they made repeating patterns of the different fruit. They then made their Maths fruit kebabs and ate the 'whole' lot! Yum!

Composition of numbers 2-4- We then looked at the numbers 2-4. We investigated different ways that we could 'decompose' these numbers into their parts. For example, 2 can be decomposed into 1 + 1 (1 is a part and 1 is a part and the whole is 2). Whereas 3 can be decomposed into 1 + 1 + 1 or 1 + 2. In addition, 4 can be decomposed into more different parts: 1 + 1 + 1 + 1 or 1 + 3 or 2 + 2. Being able to understand how numbers are broken down in this way will help our littlest learners to become fluent mathematicians as they have a deeper understanding of number bonds and number facts.



Our Visit to St Mary's Church

Last week, Wrens and Robins embarked on their first local visit outside of school. We walked to St Mary's Church and arrived to find Reverend Kathryn ready to welcome us in. Reverend Kathryn spoke to the children about Advent and how Christians spend it preparing for the time when they remember Jesus being born. We looked at the Advent Candles and spotted the purple colours around the church. Reverend Kathryn then retold the Christmas story to the children with the aid of knitted Nativity figures. The children listened beautifully and gave some of their own questions and reflections at the end. Reverend Kathryn was definitely impressed with the children's knowledge of the Christmas story! Thank you to St Mary's Church for having us and also to the parents who helped us walk there and back safely.

Topic / RE- the Nativity: As we have prepared to perform the Nativity for you, we have been learning all about the Christmas story and what it means for Christians. We will be looking at how Christians celebrate the festival and things people do in the UK to celebrate at Christmas time. We have been very busy in the last fortnight learning all of the wonderful Nativity songs, practising our best dancing, learning how to act our parts and recording our voices so that everyone's voice can be heard. We are immensely proud of the children's positivity, determination and bravery as many have performed for the first time ever! We have been particularly 'wowed' by the children's blossoming confidence and resilience, which is a joy to behold. As we performed to all the children and teachers in Key Stage 1 and 2, siblings looked on with pride at their younger brothers and sisters and the teachers were touched by the children's voices in song. We hope you enjoyed watching your wonderful children as much as we enjoyed preparing it for you.

Happy holidays!

We hope you have a wonderful and restful time this Christmas. We have so enjoyed spending time with your children and really look forward to seeing them again in the New Year. Merry Christmas!









Wrens and Robins' Nativity 2024

