

Year 2 Meet the Teachers – Mrs. Hines and Miss Lang



Welcome to Year 2

A very warm welcome to all our parents from the Year 2 team.

Goldfinches' Staff-

Monday	Tuesday	Wednesday	Thursday	Friday
Class teacher: Miss Lang		Class teacher: Mrs Hines (Miss Vyse and Mr Pauley on Thursday afternoons)		
General TAs (mornings): Mrs Gilmore (mornings)				Mrs Simons
I:1 TAs: Mrs Papala and Miss Farrington (mornings) Mrs Kumar (afternoons)				



Preparing the children for learning in Year 2

We expect the children to be independent and to be able to organise:

- Reading folder/reading record books
- Water bottle
- Fasten own clothing. Please do not provide children with lace up shoes.
- Long hair should be tied back
- Stud earrings covered with tape or removed for PE days
- Homework and letters
- **Label everything**

Please leave your child at the gate every morning at 8.45am.

Contact can be face-to-face at the end of the day if a brief conversation is needed; otherwise please arrange a suitable time with the office.




Preparing the children for learning in Year 2

Practise peeling:

Bananas

Small oranges



Bringing Equipment into School

- Please limit the amount of equipment the children bring into school.
- If your child needs to bring in their own snack, it needs to be a piece of fruit or vegetable. Please only send in grapes if they have been cut up.
- Children need to come into school on PE days wearing suitable PE kit.
- Please detach items such as key rings from school bags and book bags.
- No stationery needs to be sent in. We will provide all of this for the children.

Named water bottles need to be sent in and taken home each day.



Expectations





8:45	Register/Intervention time/Early morning work
9:00	Reading Practice
9:30	Phonics/Spelling/ Handwriting
9:45	English
10:40	Snack
10:45	break
11:00	Maths
12:00	Lunch
1:00	Mastering Number
1:30	Topic/Art and Design/PE/RE/Computing/ PSHE
2:30	Assembly/story/prepare to go home



- Please try to be in school as close to 8:45 am as possible.





The Bellbird Primary School

'Soaring to Success'

Year 2 Autumn Term 2025

We will be learning:

Art and DT:

In art, we will be creating maps using a variety of art forms including drawing, felt making, print making and designing stained glass.

In Design and technology, the children will be identifying stable and unstable structures, identifying features which make a chair stable and finally they will use their knowledge to design a chair for baby bear.

RE:

Children will be learning about Christianity. They will be listening to and telling stories from the Bible. They will be learning about how Christians and Jewish people celebrate Harvest time.

PSHE:

Our PSHE work focuses on understanding our emotions. We will build on our existing vocabulary linked to emotions and we will practise a range of calming down strategies. We will also learn what rights, rules and responsibilities are and how they help to keep us safe.

Topic:

Geography: In our geography unit we will be learning to identify human and physical features and we will identify landmarks in Scotland, England, Wales and Northern Ireland

History: In history we will learning about how schools have changed since 1900. We will be visiting Braintree Museum on Tuesday 11th November.

PE:

Indoor PE for Goldfinches will be on Tuesday morning and Skylarks will have indoor PE on Wednesday. Outdoor PE/adventurous activities will take place on a Thursday for both classes. Please ensure your child comes into school wearing suitable PE kit and footwear.

English:

The children will start the term by writing their own story based on the book *Frog and the Stranger* by Max Velthuis. The children will be identifying the features of instructional writing and composing their own set of instructions. They will also be writing list poems about people who are special to them.

Reading

The children will change their home reading books once a week. Their reading record books will be checked during reading practice sessions.

Phonics, Spelling and Handwriting

The children follow the Little Wandle revised Letters and Sounds phonic programme and our focus this term will be revising Phase 5. Spellings will be given out on a Friday and the test will take place on the following Friday. The weekly spelling lists will be coming home in the Letter-join font and there will be up to three

Music:

We will study the Charanga unit Hands, Heart, Feet, learning about pulse, rhythm and some of the characteristics of South African music.

Mathematics:

Our maths work this term will focus on time, place value, counting, comparing and representing numbers to 100, and reading and writing numbers in numerals and words. The children will be counting forwards and backwards in 1s, 2s, 5s and 10s

We will then move onto addition and subtraction of two-digit numbers.

All year 2 children will have a Mathletics account to access in school and at home. Mathletics is an online learning platform that allows parents to see the methods we use to teach calculation skills and provides the children with opportunities to practise skills at home. Every two weeks we will set weekly Mathletics tasks for children to do at home.

Science:

Our first unit is 'Animals Including Humans'.

We will learn how animals, including humans, have offspring that grow into adults. We will find out about and describe the basic needs of animals.

We will learn about the importance for humans of exercise, eating the right amounts of different types of food, and hygiene.

We will also be learning about the scientific illustrator Maria Merian.



Trips/Visits

- On Tuesday 11th November, we will be visiting
- Braintree Museum.
- Voluntary contributions and parental help with the day will be requested.
- More details will follow.



Reading in Year 2

Reading continues to be at the heart of the English curriculum.
Reading Record Books – need to be brought in to school every day.

Please keep the record books in the plastic zip folder.
Books will be changed once a week on the same day each week.

The library will soon be up and running. The children have either a non-fiction or a picture book for up to two weeks.



Reading in Year 2

Please listen to your child read for at least 15 – 20 minutes most days.

Reading Practice sessions with the teacher or teaching assistant will take place on a regular basis.

On a Friday, if a parent or other adult has signed or initialled the book to indicate that the child has read at least twice that week, the child will be awarded two house points.



English

Spellings

We will start by revisiting some of the Phase 5 phonemes and year 1 spelling objectives from the summer term.

We will also be learning to spell some Topic/Science words

Please return the spelling test book every Monday.

Dictation Exercises

The children practise their spellings in school and at home and on Friday 3 – 4 sentences are dictated to the children.

2 house points are awarded for 100% correct spellings

1 house point is awarded if one mistake was made.

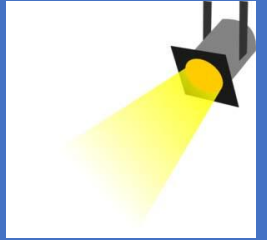


Spotlight Words

At the top of the children's weekly spelling list there will be 2 – 3 spotlight words.

The children are not expected to be able to spell these.

Discuss the meaning of the words with your child as these are words which we will be discussing in school.



English

Handwriting

The children are taught to form letters with lead ins.
The joins are not taught until the summer term.



Home Learning

Year 2 Home Learning Menu – Autumn 2025

Choose at least two of these fun activities to complete.

Bring your completed work into school to share with the rest of the class by **Friday 12th December 2024**.

Weekly Home learning Tasks

Reading – Read for 15 minutes each day.

Spelling – learn your weekly spellings list for a dictation on a Friday.

Maths - Each week complete a Mathletics task

Maths

Use the link below for the Top Marks maths site to practise your number bonds to 20.

You can challenge yourself to then practise your number bonds to 50.

<https://www.topmarks.co.uk/maths-games/hit-the-button>

Purple Mash 2Dos

Play Bond Bubbles



Art and Design

Create a map of an imaginary world. You can use one medium or a range. These could include:

- Coloured pencils
- Crayons
- Paints
- Recycled paper



Remember to write the name of your world on the map.

Fine motor skills – Practise cutting along straight and curved lines.

History

A Costume for our Victorian School Day

Find out about the clothes that children wore in the 1900s.

Our Victorian school day is on **Tuesday 11th November 2025**. You will be able to come to school wearing your costume.



English

Find a poem on the theme of Christmas or winter. Learn the poem off by heart and put some actions to the words. You can then either perform the poem in class or ask an adult to film you performing the poem to your family and friends. As an extra challenge, you could add sound effects to your poem.

Purple Mash 2Dos - Little Red Meets the Wolf and Toy Shelf.

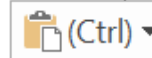


Science/PSHE/RE

Watch the clip below about the scientist Jane Goodall.

<https://www.youtube.com/watch?v=pESavD4aXhc>

Create a poster showing her main findings about chimpanzees.



Science

On a paper plate design a balanced meal using art materials of your choice. Label the different food groups. These are protein, carbohydrates, fruit and vegetables, fats and oils, dairy and alternatives.

Purple Mash 2Do Quiz – Food Groups



Geography

Our Wonderful World

Find out about some of the animals which live in one of the 5 oceans. What does the animal eat and describe its predators?

On a poster, draw a picture of your animal and write interesting facts around the poster. Use books and short video clips as sources of information.

Purple Mash 2Dos



Handwriting- Complete one task over a two- week period

Visit www.letterjoin.co.uk and log in.

To access Letter-join, you will need to log in with the username and the password in the blue box.

Details for pupil accounts / home learning:

Desktop log-in

Username:

Password:

Tablet log-in

Username:

Swipecode:

Letter-join

Capital Letters

A B C D E
F G H I J K
L M N O P
Q R S T U
V W X Y Z

Letter-join / Handwriting practice made easy - www.letterjoin.co.uk

Lower Case Letters

a b c d e
f g h i j k
l m n o p
q r s t u
v w x y z

Letter-join / Handwriting practice made easy - www.letterjoin.co.uk

Select year 2 and click on 'free play.'

You can practise patterns, easy letters and harder letters.



Class Writing Book



Mathematics

- 2, 5 and 10 times tables
- Place value
- Addition and subtraction
- Multiplication and division
- Cross-curricular maths



Mathematics

Information for supporting your child at home is on our school website including the calculation policy.

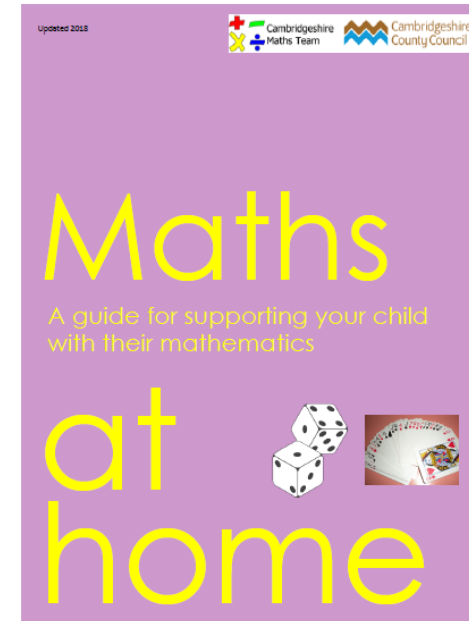
Parents – homework help – helping at home with maths

<http://www.thebellbird.cambs.sch.uk/homework-help/>

[School Curriculum | The Bellbird Primary School](#)

There are also useful videos showing how we teach maths these days on the White Rose Education website.

<https://whiteroseeducation.com/parent-pupil-resources/maths/home-learning?year=year-2-new>



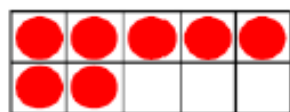
Key Stage 1 Maths

What do children learn at school in Key Stage 1?

In Year 1 and Year 2 children develop their understanding of numbers so that they can confidently count and calculate with numbers up to 100, including comparing quantities of money, time and other measurements. Children also learn to describe, draw and compare different shapes.

Strategies used at school for learning number facts:


- > Recall addition and subtraction facts to 10 using **ten frames**, for example:



How many counters are in the ten frame?
How do you know?

How many counters will you need to make 10? How many to make 20?

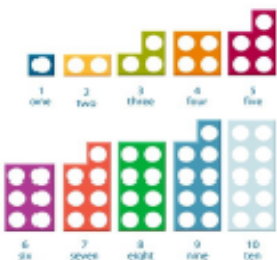
- > **Part-whole representations** for numbers up to and including 20, for example:



or



- > Identify odd and even numbers using **Numicon**, for example:



How do you know which numbers are even or odd?

What happens if you add two odd numbers?


What happens if you add two even numbers?

Give an example of an odd number greater than 10.



Maths at Home

- Play games such as snakes and ladders.
- Play card games such as 21.
- Count a selection coins from a money jar and play shops.
- Follow recipes and measure ingredients.
- Regularly measure the height of all the people and animals in your home.
- Practise telling the time using an analogue clock. Start with o'clock, half past, quarter past and quarter to.
- Look for repeated patterns both inside and outside of the home.



PE

- Goldfinches – Thursday (outdoor) and Tuesday (indoors)
- Children to come into school on these days in their school PE kit.
- PE kit needs to be in the school colours. Suitable footwear is necessary.
- Long hair tied back and earrings removed or covered up

Avoid laces!



Assessment

- SATS are no longer statutory in Year 2, they are optional. As a school, we have decided to administer these to support with teacher
 - Assessment
- If your child did not pass their phonics screening check in Year 1, this will be retaken in June.
- The children's phonic knowledge is regularly assessed.



Any Questions?

Thank you for attending this meeting and we look forward to an exciting year ahead!

The home learning tasks, topic web and this presentation will be on the school website.

If you have any questions, please e-mail the office.

